



Metric of the Month: PPS vs. PDGM



M. Aaron Little, CPA
Managing Director
mlittle@bkd.com



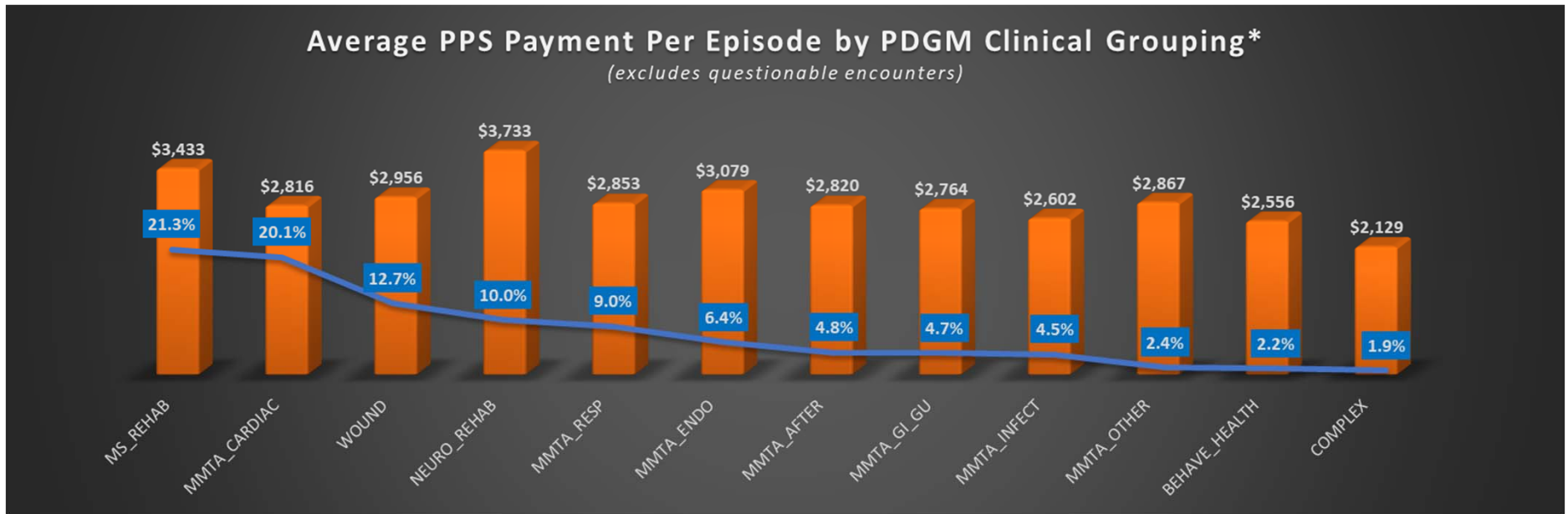
Metric of the Month: PPS vs. PDGM



How does PPS
compare to
PDGM?



Metric of the Month: PPS vs. PDGM



*Based on CMS 2018 Home Health Claims-OASIS Limited Data Set (LDS) accompanying the 2020 final payment rule, including 4.36% behavior adjustment. Data analysis based on excerpt from Simione PDGM Toolkit™.



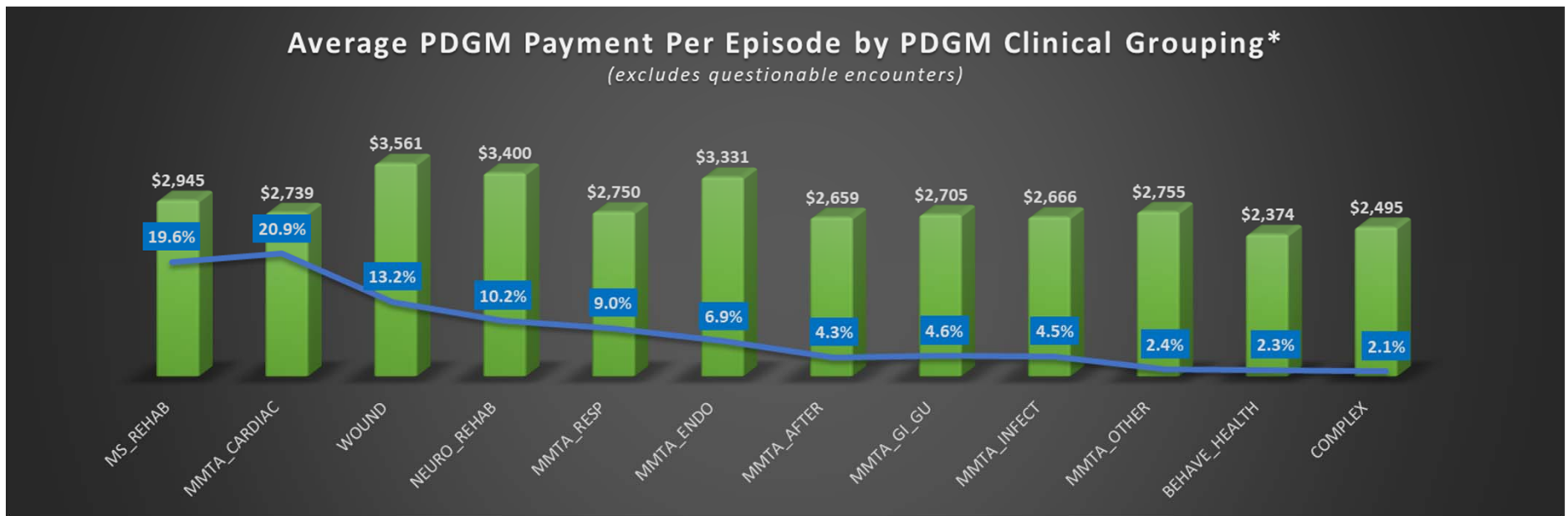
Average PPS payment per episode



Percent of episodes



Metric of the Month: PPS vs. PDGM



*Based on CMS 2018 Home Health Claims-OASIS LDS accompanying the 2020 final payment rule, including 4.36% behavior adjustment. Data analysis based on excerpt from *Simione PDGM Toolkit™*.



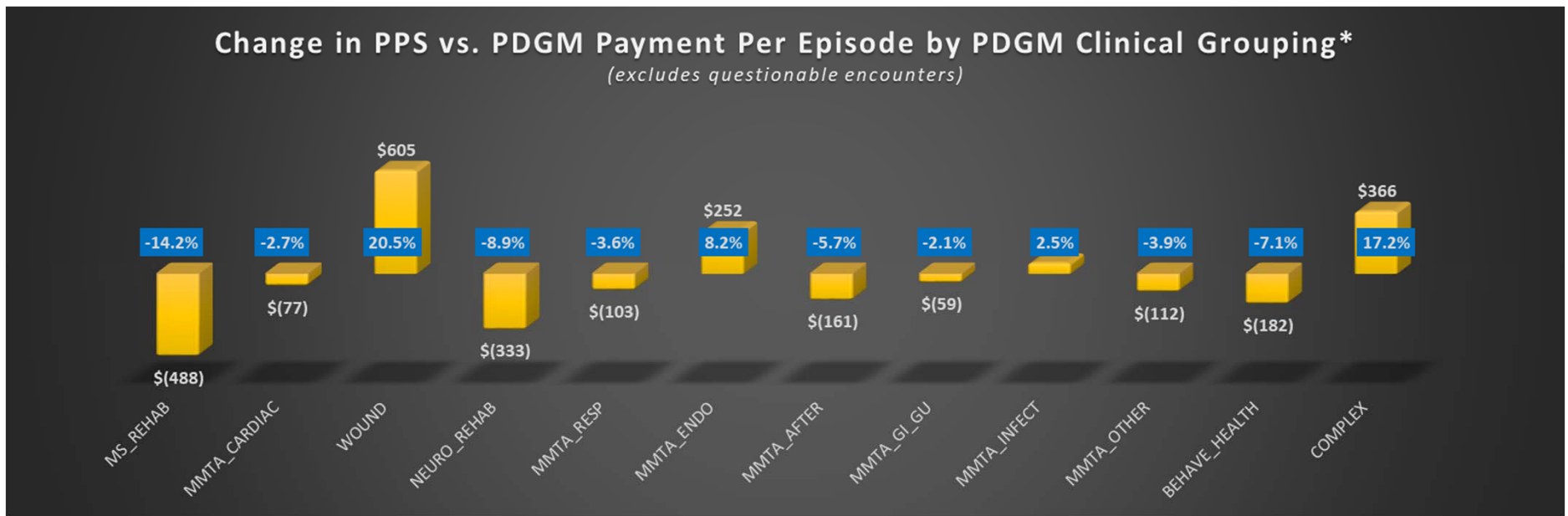
Average PDGM payment per episode



Percent of PDGM payment periods



Metric of the Month: PPS vs. PDGM



*Based on CMS 2018 Home Health Claims-OASIS LDS accompanying the 2020 final payment rule, including 4.36% behavior adjustment. Data analysis based on excerpt from Simione PDGM Toolkit™.



Dollar difference between PPS & PDGM payment per episode



Percent change between PPS & PDGM payment per episode



Metric of the Month: PPS vs. PDGM

Top 5 Volume of Clinical Groupings*

Clinical Grouping	Average PPS Payment Per Episode	Average PDGM Payment Per Episode	Difference Between PPS & PDGM Payment	
MS Rehab	\$3,433	\$2,945	(\$488)	(14.2%)
MMTA Cardiac	\$2,816	\$2,739	(\$77)	(2.7%)
Wound	\$2,956	\$3,561	\$605	20.5%
Neuro Rehab	\$3,733	\$3,400	(\$333)	(8.9%)
MMTA Respiratory	\$2,853	\$2,750	(\$103)	(3.6%)

6

**Based on CMS 2018 Home Health Claims-OASIS LDS accompanying the 2020 final payment rule, including 4.36% behavior adjustment. Data analysis based on excerpt from Simone PDGM Toolkit™.*



Metric of the Month: PPS vs. PDGM

Data Reminders



Metrics are based on CMS estimate of PDGM industry impact using 2018 claims & OASIS data



Metrics reflect all PDGM payment elements, including length of episode, payment adjustments, etc.



Differences between PPS & PDGM payment can significantly vary between providers based on patient characteristics & care management



Metric of the Month: PPS vs. PDGM



M. Aaron Little, CPA
Managing Director
mlittle@bkd.com